Passo1 - Posizionare e fissare la staffa E a livella (lavabo h. 90 cm da terra)

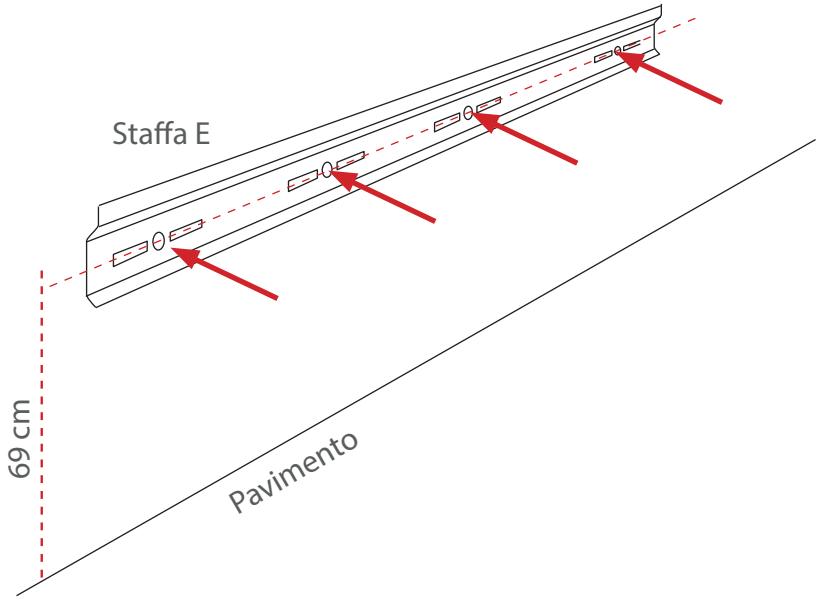

Passo 2 - Sfilare i cassetti dal mobile

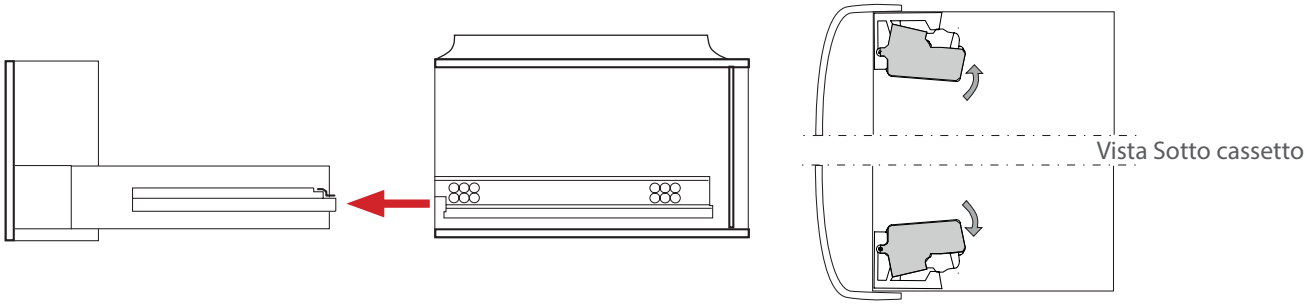

Aprire il cassetto portarlo a fine corsa

Sganciare i cassetti agendo sui meccanismi posti sotto al fondo

Togliere il cassetto o i cassetti

Loc. Belvedere 53034 Colle Val d'Elsa (Si) Italy - tel (+39)0577.90.571 - fax (+39)0577.93.02.22 - www.karolitalia.it

Karol

Passo 3 - Montaggio staffe Bania

Posiziona il mobile con la schiena sul pavimento, e fissa le staffe F sulla base

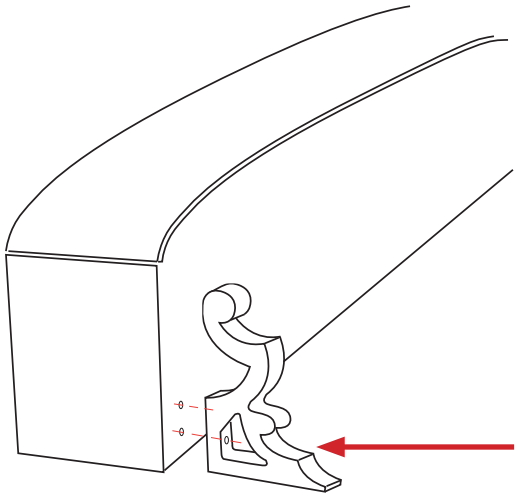

Passo 4 - appoggiare il mobile alla parete, abbassarlo e agganciarlo alla staffa E
per facilitare l'aggancio svitare le rotelline B

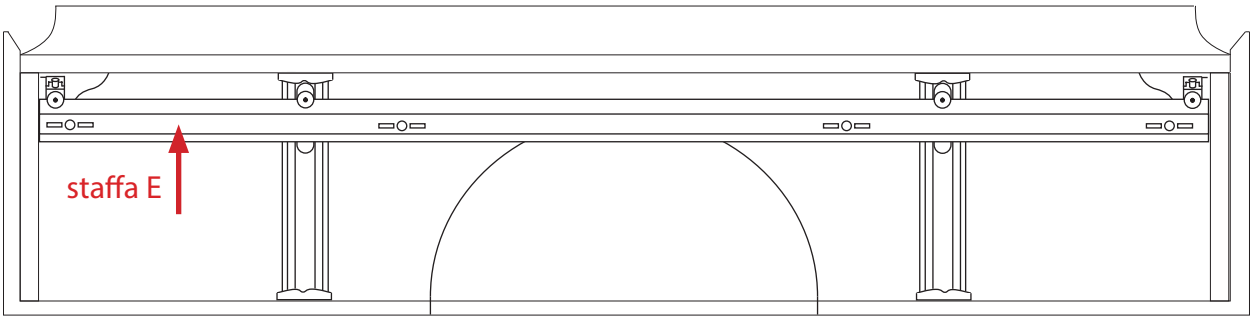

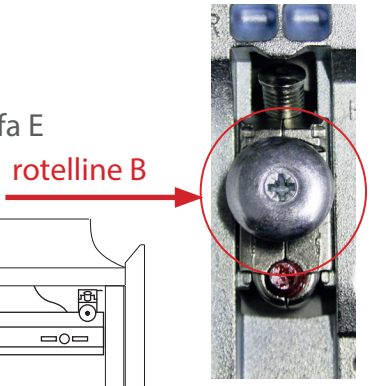

Passo 5 - Registra il mobile (dall'interno)

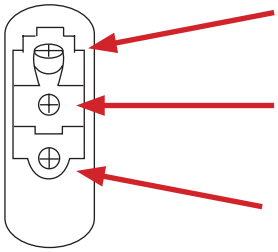

A - Utilizza questo per regolare l'altezza

B - Stringere la vite in modo da fissare il mobile alla staffa

C - Stringere la vite antisgancio

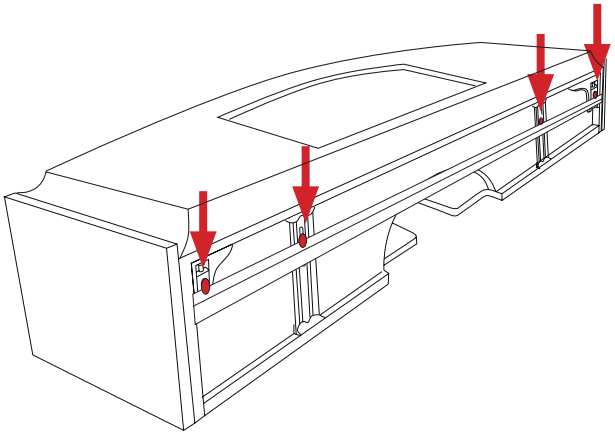

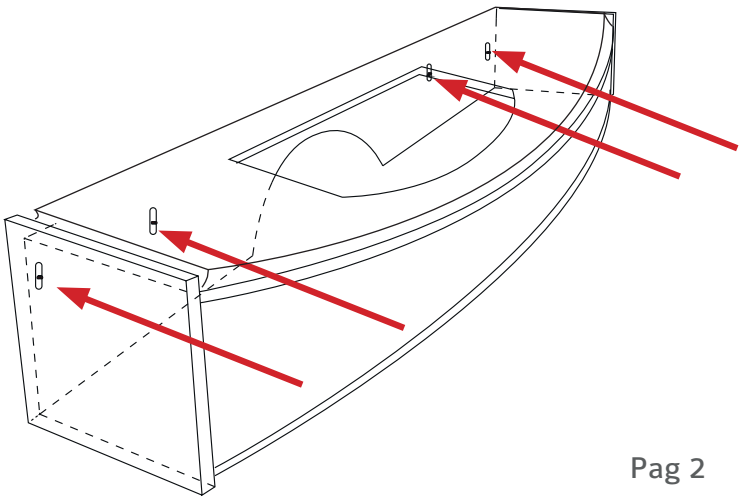

Loc. Belvedere 53034 Colle Val d'Elsa (Si) Italy - tel (+39)0577.90.571 - fax (+39)0577.93.02.22 - www.karolitalia.it

Karol

Passo 6 - Completa il mobile

Passo 7 - Rinserisci i cassetti nel mobile

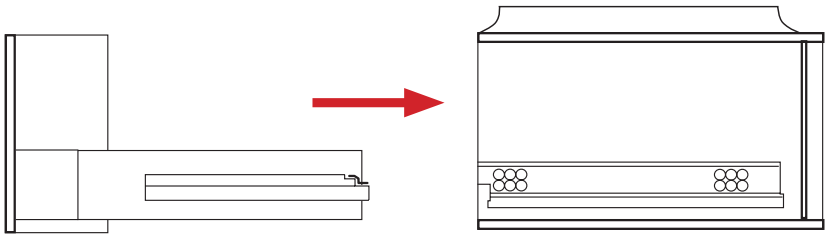

Loc. Belvedere 53034 Colle Val d'Elsa (Si) Italy - tel (+39)0577.90.571 - fax (+39)0577.93.02.22 - www.karolitalia.it

Indicazioni x montaggio specchio e lampade

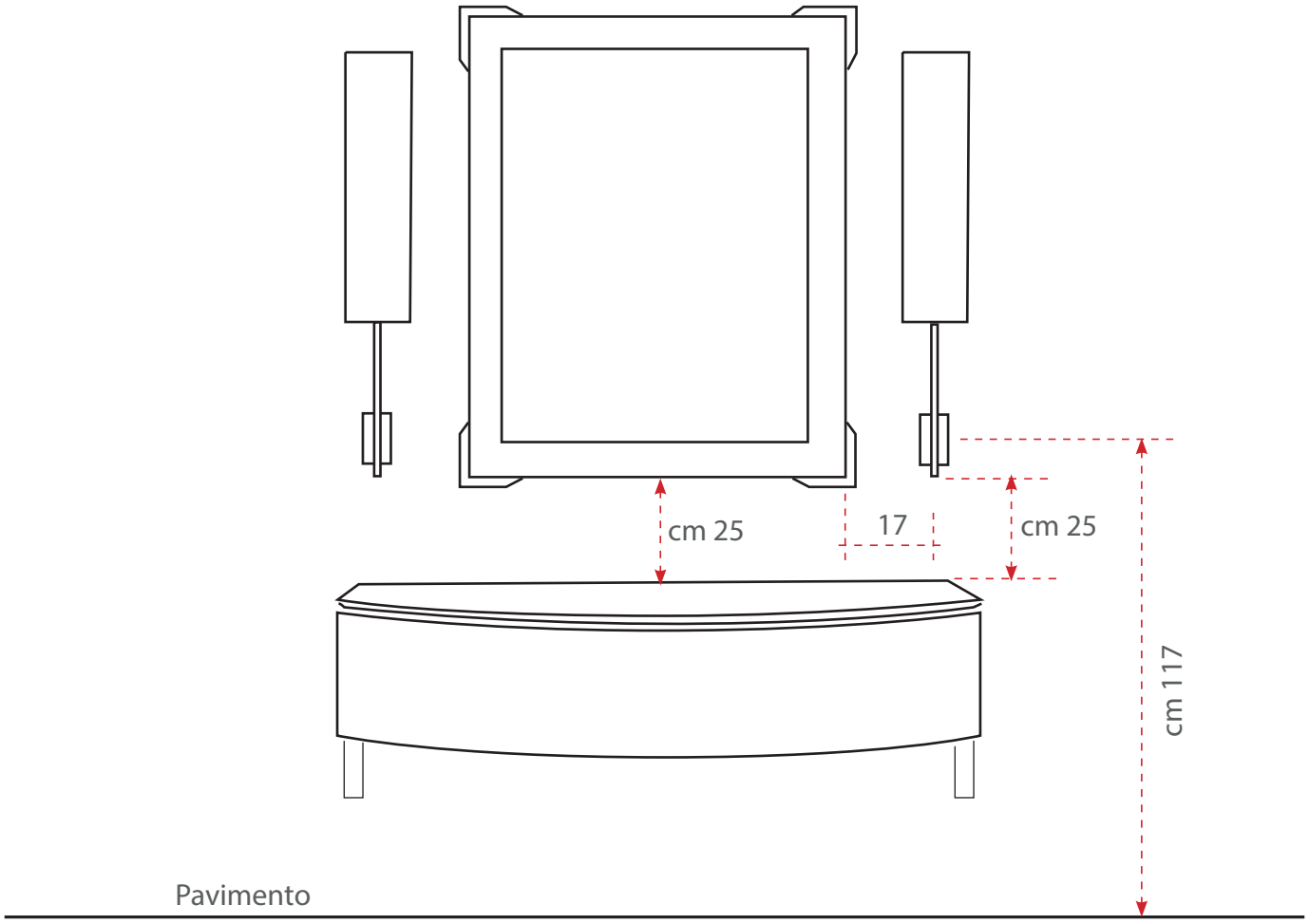

Loc. Belvedere 53034 Colle Val d'Elsa (Si) Italy - tel (+39)0577.90.571 - fax (+39)0577.93.02.22 - www.karolitalia.it